



BPI® Photometers - UV Source Board. Source Replacement



1. Remove two front feet of the photometer and two screws in the back to access UV Source Board inside unit.




2. Carefully slip the wires of the one inch bulb from the clips



3. Remove new two inch bulb from packaging. CAUTION: FRAGILE



4. Gently bend wires into shape to fit.



5. Slip into clips as shown above.

WWW.CALLBPI.COM

BPI®

US Call: 1-800-CALL-BPI
 US Fax: 1-888-CALL-BPI
 US Call: 001-305-264-4465
 US Fax: 001-305-264-1467

UK Call: 0800 626278
 UK Fax: 0800 592597
 UK Call: 44-1788-568686
 UK Fax: 44-1788-579917

France: 0800 90 81 57
 Italy: 0800 872037
 Germany: 0800 181-8058
 Belgium: 0800 73703